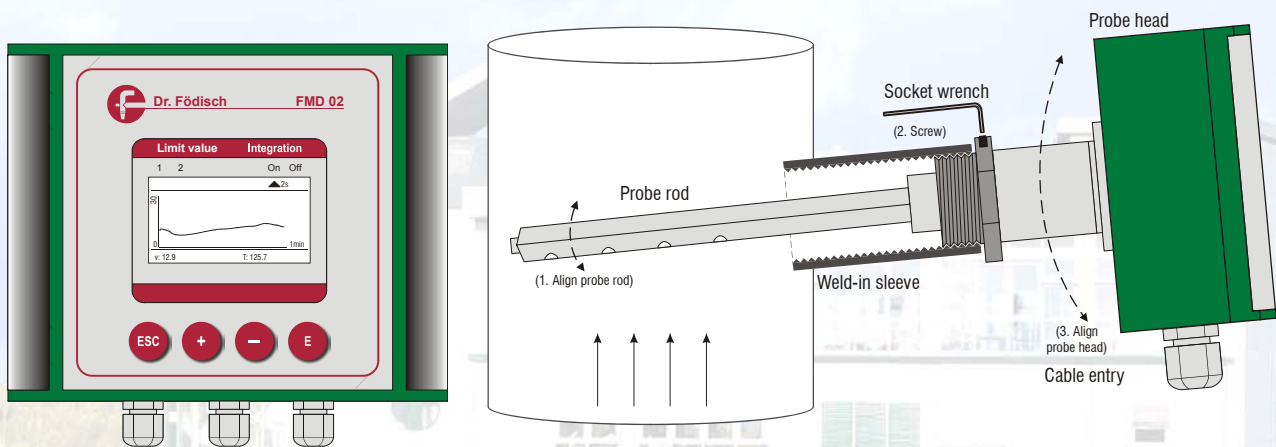




Product information FMD 02

For the operation of a facility with streaming gases (e.g. exhaust air, exhaust gases etc.) the continuous registration of the exhaust gas velocity respectively the flow as well as the temperature are often of substantial importance. In case of continuous emission measurements the mass of pollutants has to be disclosed additionally (mass flow [kg/h]).



Flow measuring device FMD 02

The flow measuring device FMD 02 is a measuring device for the continuous registration of gas velocity and temperature of gas flows in pipelines. Moreover it is possible to display respectively provide the flow in operational or norm state. The use of the back-pressure and Pt100-measuring principle guarantees a device simply to install and handle as well as a timely monitoring of the measuring parameters.

Advantages of the device:

- Compact system as unit of probe and control device, therefore easy installation
- On-site diagnosis of the facility's state due to a graphical display with high resolution showing an on-line diagram
- Display options in mbar, m/s, m³/h i.o. or m³/h i.n. as well as °C
- Display of flow in norm state possible
- Simple installation with 1" flange
- Very low demand for maintenance
- Excellent cost effectiveness



FMD 02



Dr. Födisch

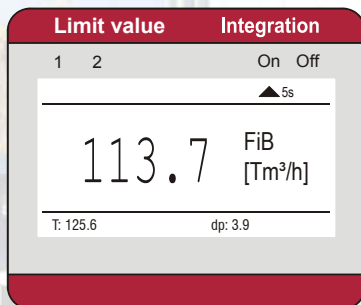
Umweltmesstechnik AG

Zwenkauer Straße 22
D-04420 Markranstädt / OT Kulkwitz

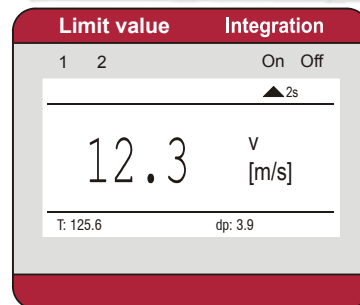
General technical data

Case:	compact device (control unit is integrated)
Dimensions:	160 x 130 x 550 mm (W x H x D), weight 2,1 kg
Probe:	1 back-pressure probe with integrated thermometer (500 mm)
Measuring ranges	
differential pressure:	0 ... 10 mbar (depending on Δp -transmitter)
velocity:	0 ... 30 m/s
flow:	0 ... 1.000.000 m ³ /h
temperature:	0 ... 300 °C
Display:	Graphic display with on-line line diagram:

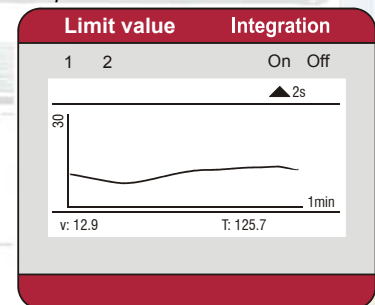
Text mode:



Text mode:



Graphic mode:



Media temperature:	max. 280 °C (higher temperatures on request)
Ambient temperature:	-20 ... +50 °C
Dew point difference:	min. +5 K
Analogue outputs:	2 x 4 ... 20 mA
Digital signals:	failure, limit value 1 and 2
Power supply:	230/110 V / 50-60 Hz, 24 VDC

Kontakt: Dr. Födisch Umweltmesstechnik AG
Zwenkauer Straße 159
D-04420 Markranstädt

Tel.: +49(0)34205-755-0
Fax: +49(0)34205-755-40
Internet: <http://www.foedisch.de>
E-Mail: vertrieb@foedisch.de